



PICTORIAL NOTE TAKING

Pictorial note-taking is a way of helping younger children learn how to make note of key points. It is the pictorial version of highlighting key words from a reference text in order to create your own essay.

Pictorial note-taking encourages thinking and the skills of gathering information and then recording it.

Your child(ren) will become researchers as they focus on key information from a movie, an online chat with friends or recalling an imaginary role play game. It can also support your child(ren) to learn the features of recount writing.

Your child(ren), the artist(s) can use a variety of tools to draw the details they remember (*fine motor skills*) to create a picture that others will recognise (*understanding that what we record has to give the viewer all the important details- a writing skill*).

You can use a scrap book, or some paper stapled together to create the the pictorial note taking drawing book.

On the following pages there are some sample ideas to help prompt or cue your child(ren) with some choices they can use when they are doing pictorial note taking drawing . There are also some pages you can print if you would like a more formal drawing book.

Day _____

What are you remembering?

- Family event
- Shared story
- A movie
- A book
- Other...

Day _____

What are you remembering?

- Family event
- Shared story
- A movie
- A book
- Other...

What can you remember?



WHO was there? WHO was in the story?



WHERE were you? WHERE did the story happen?



WHAT happened? WHAT was the story about?


What can you remember?



WHO was there? WHO was in the story?



WHERE were you? WHERE did the story happen?



WHAT happened? WHAT was the story about?

Day -----.


What are you remembering?

- Family event
- Shared story
- A movie
- A book
- Other ...




WHO was there?

WHO was in the story?



WHAT happened?

WHAT was the story about?



WHERE were you?

WHERE did the story happen?