




Picture Walk

Before you read

- Look at the pictures
- Talk about what see
- Ask questions
- Share ideas



Look and Talk

As you look, listen and read

- Look carefully at each picture.
- Think about what the picture is telling you.
- Talk about how the pictures might match the words.



Check In

As you look, listen and read

- Stop every few pages.
- Think about the story so far
- Share your ideas to see if you have the same understanding



Guess and Check

As you look, listen and read

- Stop when you don't understand something.
- Think about the word and picture clues.
- Work together to guess and check what it might mean



I spy

Before you read


- Play 'I-spy' with letters, word and pictures.
- How do the words and pictures match?
- How does this help you understand the story?



Who What Where

As you look, listen and read find the clues that tell you about


- Who is in the story?
- What is happening?
- Where is the story set?



Connect

After the story think about


- Does this story remind you of other things?
- Does it remind you of other books?



Stop Think Share

After the story, stop, think and share

- What you did like about the story?
- What you didn't like?
- What you would change about the story?



I remember...

After the story, think about what you remember

- Important ideas from the story
- Feelings you had during the story
- About the main events from the story
- The characters who were in the story



I wonder.

After reading the book, share ideas and f about

- What has this book made you curious about?
- What were you wondering about as you read this book?



I think... I imagine

After reading the story, think about one character and imagine

- What might it feel like to be this character?
- What choices might you have made if you were this character?




What if...

After reading the story, imagine if you had been the author or illustrator.

- What might change if you wrote this book or drew the pictures for this story?
- What might stay the same?
- What would happen if you made these changes?



Picture Walk



BeConWiz Creating Thinkers © 2020 beconwiz.com All rights reserved.

Look and Talk



BeConWiz Creating Thinkers © 2020 beconwiz.com All rights reserved.

Check In



BeConWiz Creating Thinkers © 2020 beconwiz.com All rights reserved.

I spy



BeConWiz Creating Thinkers © 2020 beconwiz.com All rights reserved.

Who What Where




BeConWiz Creating Thinkers © 2020 beconwiz.com All rights reserved.

Guess & Check




BeConWiz Creating Thinkers © 2020 beconwiz.com All rights reserved.

Connect



BeConWiz Creating Thinkers © 2020 beconwiz.com All rights reserved.

Stop Think Share



BeConWiz Creating Thinkers © 2020 beconwiz.com All rights reserved.

I remember...



BeConWiz Creating Thinkers © 2020 beconwiz.com All rights reserved.

I wonder...



BeConWiz Creating Thinkers © 2020 beconwiz.com All rights reserved.

I think... I feel...



BeConWiz Creating Thinkers © 2020 beconwiz.com All rights reserved.

What if...




BeConWiz Creating Thinkers © 2020 beconwiz.com All rights reserved.

BeConWiz's commitment to equitable and ethical practices

BeConWiz, will be referred to as BCW in this document.

BCW will now use 'they - themselves' as a singular, gender-neutral pronoun in all material and resources generated. Just as the use of 'he - man' disappeared women's voice and identity, use of the binary 'she - he' and related pronouns has disappeared and rendered voiceless marginalised groups that do not identify with the 'he -she' pronouns. Until some wider grammatical agreement has been reached about what pronouns will be used to embrace the diversity of gender experience, in text we will use 'they - themselves' in our materials. Given that words/language create reality, using language that is acknowledging and inclusive of all people who identify across a wide gender spectrum is an issue of power, politics, respect and visibility. "



TERMS AND CONDITIONS of using beconwiz.com products

LICENSE TO USE PURCHASED INDIVIDUAL CLIP ART

The clipart purchased on this site may only be used for personal or class use. It can not be used in the production or publication of any materials, resources or other related goods that are to be sold onto others or for commercial use.

Schools wishing to buy clip art for across school use or in school publications must contact the BeConWiz team for a price for this option.

LICENSE TO USE PRODUCTS

Any products purchased from BeConWiz are purchased by you for your personal use and not for distribution or resale.

BeConWiz download resources are able to be printed for personal use by the purchaser (a given single educator) only. They can be used to teach your class of learners, and are intended to be used in this way. *Schools wishing to use product packages or negotiate tailored deals or teaching teams must contact BeConWiz directly and negotiate separate terms and conditions.*

Any workshop or consultancy work will be negotiated and tailored to meet individual client needs and as such, the terms and conditions of such purchases or contracts will be issued and delivered in separate documentation.

ELECTRONIC DOWNLOAD DELIVERY

Download products are immediately available to holders of a product package of BeConWiz. If you have any problems with an immediate download, please contact us at beconwiz@beconwiz.com

DOWNLOAD PRODUCTS AND MATERIALS

We provide no guarantee that you will be able to use school computers to download BeConWiz materials. We will endeavor to do our best to ensure downloadable material is accessible on a variety of computers, tablets or devices. If you are experiencing issues with download or printing of materials please contact us, so we can improve our service to you.

